

# Walkthrough

## Chapter 1

### Episode 1

#### Before moving

Okay (**Alice+1**) / I'm not hungry yet (Jump to moving in the new house)

How did you know that / Yes (Both doesn't matter. You can choose whatever you want.)

Why so surprised? / You (Same.)

#### Moving in

Shake hand (**Zeke, Rin+1**) / Ignore

No, I don't / I already had it (Both doesn't matter.)

Okay / No, thanks (Both doesn't matter.)

Hallway (**Krystal+1**) / Second Floor (Choose whatever you want for this, since in the episode 2, you can gain a missing point from her at this episode.)

You (**Rin+1**) / Her / I can't choose (**Rin+1**)

#### Next morning

Bus / Taxi (Doesn't matter.)

Compliment (**Zeke+1**) / Just a car

Agree with Joe / Agree with Yui (**Yui+1**) / Why can't we do both? (**Yui+1**)

#### After welcoming party

Not everyone is the same (Yui+1)/ Stay quiet

Wake her up / Try to leave quietly (Doesn't matter. Jump to the episode 1 free roam.)

## Episode 1 free roam

### MC's bedroom



1. First thing you should do here, is clicking on the phone icon. You should answer message from Alice here. Be nice (Alice+1) / Be rude
2. Then, look at the white paper under the television. It's a special image. Click to collect it.
3. Click at the door to get out of the room.

## Second floor



1. MC's bedroom.
2. Zeke's bedroom.
3. Yui's bedroom.
4. Different angle of second floor.
5. Go downstairs.

Here, I suggest you to ignore everything first, and go in Zeke's bedroom.

After, you walked in his room. Click on him, and Ask him everything until there is nothing left. Then, get back here. And click on the stair to go downstairs.


### First floor / Entrance



1. Navigate to hallway.
2. Navigate to second floor.

I suggest you to navigate to hallway here.

### Hallway



1. Pick up a special image.

2. Navigate to garage.
3. Navigate to playroom.
4. Navigate to livingroom.
5. Navigate back to the entrance.

Nothing much to do here. I suggest you to pick up the special image, then navigate to the livingroom.

### Livingroom



1. Pick up a special image.
2. Navigate to Rin's room.
3. Navigate to kitchen.
4. Navigate back to hallway.

I suggest you to pick up the special images, then go to Rin's room here.

### Before Rin's room



1. Pick up a special image. (Under the white vase.)
2. Navigate to Rin's room.
3. Navigate back to livingroom.

I suggest you to pick up the special images, then go to Rin's room here.

## Rin's bedroom



1. Pick up a special image.
2. Navigate back.

Here is what you have to do, talk to her about everything. Then, after you've done talking with her. Go back to the second floor, and click on Yui's bedroom door. You'll end the first free roam part there.

### **After the free roam**

Pat her head (Rin+1) / Okay

\*This scene will only appear if you met Krystal in the toilet.\*

Do it (Krystal+1) / Don't do it

### **At the office**

Okay (Have dinner at cafeteria. You'll meet Eira here.)/ Thanks, but... (Have dinner outside. You'll meet Sally here.) \*You can choose whatever you want, since you can gain another girl's missing relationship point later. For Sally, you can do it in episode2. For Eira, you can do it in episode3.\*

### **At cafeteria**

Then, I'll... (Eira+1) / I said it first

### **At café**

Talk to her (Sally+1) / Ignore her



## Episode 2

Pat her head (Rin+2) / Leave

### At the beach

I forgive you (Yui+2) / Stay quiet (Yui+1)

You'll get a message from Alice. Answer her. Take (Alice+2) / Don't take.

Yes / I can't tell (Doesn't matter.)

Answer / Pass (Doesn't matter.)

No / I'm an orphan (Doesn't matter.)

Help her (Rin+2)



### With Elaine



Stay quiet (Elaine+2, handjob scene) / Push her away (Elaine+1)

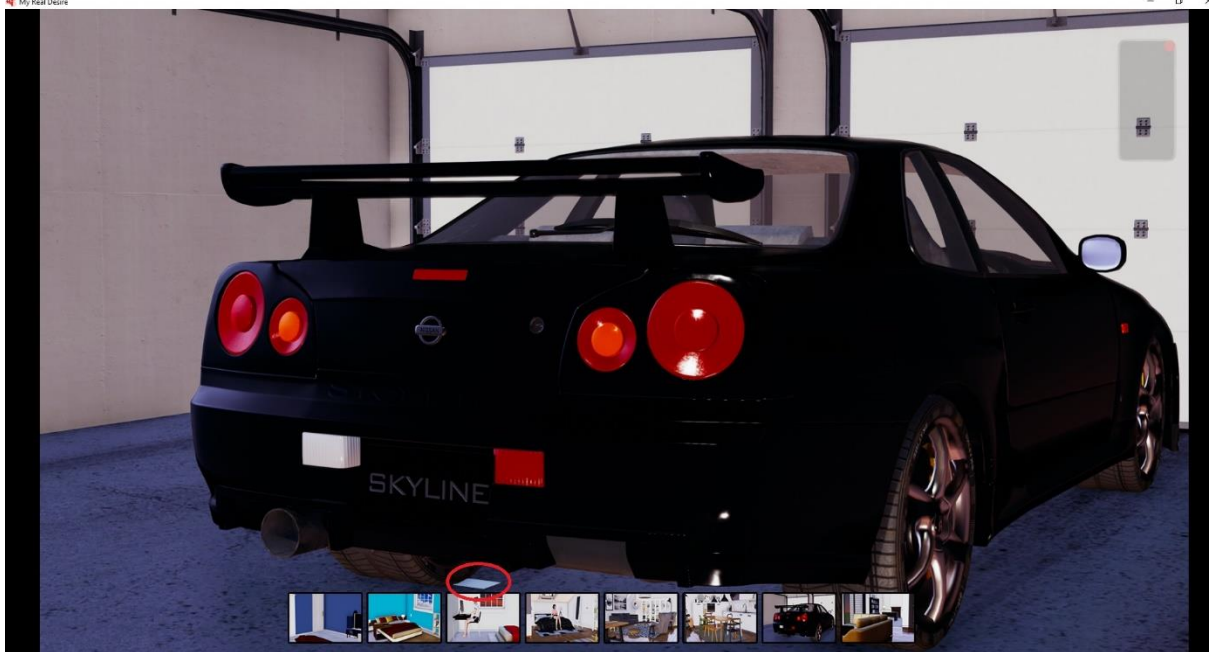

### Wendy's warning

Thanks for warning (Wender+1) / You're exaggerating

## Episode 2 special image's locations







In this free roam, I know it's optional, but I suggest you to talk to Rin, and Yui first before going to the hallway to end the free roam.

Also, you'll receive a message from Sally. Accept (Sally+1) / Reject

### **Dinner with Zeke**

Okay (Zeke+1) / No, thanks

Agree (Zeke, Rin+2) / I'm not interested \*I suggest a caution here. If you chose that you're not interested in her. You'll probably end the possibility of having her in the future.\*

### **If you chose agree**

I have one in my room (Rin+1, lead you to watch tv with her in your room) / Watch on your phone

### **Watch TV with rin in your room**

Take your shorts off (Rin+3. Have sex with her) / Push her away \*You need at least 13 relationship points her Rin to trigger this choice\*

### **Late dinner with Krystal**

Take it (Krystal+2) / Refuse

### **If you accepted Sally's invitation**

You will have a chance to ask for her favourite and dislike things.

## Episode 3

### If you had sex with Rin in the episode 2

You'll receive a message from her asking you to watch TV with her.

Okay (Rin+1)/ I'm busy

### Watch TV

Kiss her (Rin+1)/ No, we can't (End the event)

Do it (Rin+1)/ Don't do it

### Late night with Krystal

Let's try (Krystal+1) / Stick with the reason why you're here

Give (Krystal+2)/ Don't give (End the possibility of having her in the future)

### Next morning

Do it (Yui+1)/ Don't do it

### If you didn't meet Eira in the episode 1

Wait for her (Eira+1) / Ignore her

### At the meeting

Do it (Eira+2) / Don't do it

**If you gave Eira your pen**

She'll talk with you after the meeting. You will eventually gain 1 more relationship point with her here.

**Elaine at your door**

Let her in (Elaine+2) / Refuse to let her in (Elaine+1)

**Elaine in your room**

Do it (Elaine+2, have fun with her) / Don't do it (Elaine+1, push her away)

**If you had sex with Rin in the episode 1**

Tell her the truth (Rin+1) / Lie to her